




DP系列
DP SERIES

微型隔膜泵

MICRO DIAPHRAGM PUMP

使用说明书

USE INSTRUCTION



上海上沃流体科技有限公司

Shanghai SSVO Fluid Technology CO.,LTD

电话: 021-36536987 36538913 传真: 021-51686368

目 录

CONTENT

为使你更好地了解隔膜泵的性能，当你首次使用时，请详细阅读本说明书。

In order to make you learn more about the performance of diaphragm pump, if you use it for the first time, please read carefully this instruction.

1.用途及特点	2
Usage and characteristics	
2.技术参数	3
Technical parameter	
3.压力-流量曲线	3
Pressure-flow curve	
4.部件名称和安装尺寸	4
Name of parts and installation dimensions	
5.安装指南	7
Installation guide	
6.接线图	7
Connection figure.	
7.使用注意事项	8
Notes for use	
8.故障及排除方法	9
Malfunction and troubleshooting.	

1.用途及特点

1.Usage and characteristics

用途

Usage

1. 适用于家用自来水增压、汽车冲洗、轮船上海水淡化。
2. 适用于反渗透纯水机、水处理设备、过滤机、喷雾装置、化工计量加液、及卫生、环保、印刷等行业中使用。

1. It is applied to the pressurization of domestic tap water, car flushing and desalting of the seawater on the steamboat.

2. It is applied to the anti-penetration purified water machine. water disposal equipment, filter, spraying equipment, chemical industry metering liquid-adding, and also used in the sanitation, environmental protection and printing etc. industries.

特点

Characteristics

◆ 噪声低、耐腐蚀、压力高，自吸高度5m。

Low noise, anti-corrosion, high pressure, self-suction height is 5m.

◆ 介质温度可达60℃。

The temperature of medium can reach 60℃.

◆ 允许干运转。

Dry operation is Permissible.

◆ 内装压力开关以保护泵运转时不受损坏。

Install pressure switch inside to prevent the pump from damaging.

◆ 内装溢流阀控制泵的正常运行。

Install overflow valve inside to control the normal operation of pump.

◆ 拆装方便。

Convenient assembly and disassembly.

◆ 采用安全低电压，保证人身安全。

Adopt safe low voltage to guarantee the safety of human life.

2. 技术参数

2. Technical Parameter

型号 Type	电压 Voltage (VDC)	最大电流 Max. current (A)	最大流量 Max. flow GPM (LPM)	转速 Rotate speed (rpm)	最高压力 Max. Pressure psi(MPa)	吸程 Suction stroke (m)	调压开关: Pressure adjustment 关psi(MPa)	功率 Power (W)
DP-130	24	1.2	0.45(1.7)	470	130(0.90)	5	/	15
	12	2.2	0.45(1.7)	470	130(0.90)	5	/	15
DP-130B	12	2.2	0.45(1.7)	470	130(0.90)	5	125(0.86)	15
DP-125	24	1.0	0.26(1.0)	375	125(0.86)	5	125(0.86)	10
DP-100	24	1.1	0.32(1.2)	375	100(0.68)	5	100(0.68)	10
DP-100A	24	1.1	0.32(1.2)	375	100(0.68)	5	/	10
DP-60	24	3.0	1.3(5.0)	1200	60(0.42)	5	60(0.42)	40
	12	6.0	1.3(5.0)	1200	60(0.42)	5	60(0.42)	40
DP-60A	12	3.5	0.8(3.0)	375	60(0.42)	5	/	20
DP-35	24	4.8	3.2(12)	1300	35(0.24)	5	35(0.24)	40
	12	7	2.5(9.5)	1200	35(0.24)	5	35(0.24)	40

注: 1. DP-130, DP-125, DP-100等规格可提供24VAC。

2. 单位说明: GPM-加仑/分, LPM-升/分, PSI-磅/平方英寸。

3. 单位换算: 1美加仑=3.785升 1MPa=145psi

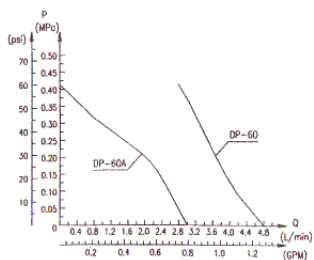
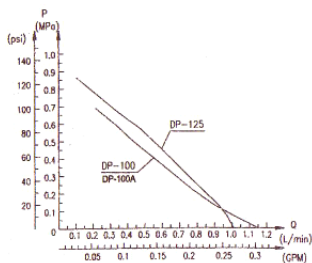
Note: 1. DP-130, DP-125, DP-100 etc. Specifications can be provided 24V AC.

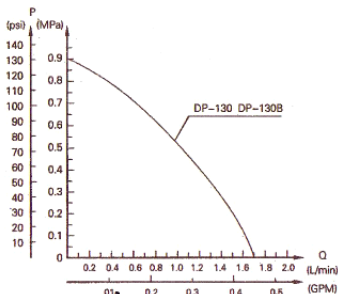
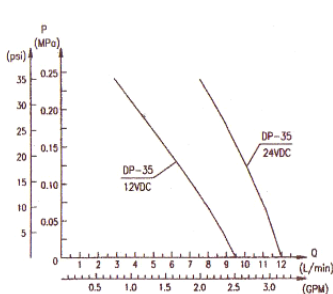
2. Unit explanation: GPM-Gallon per minute, LPM-Liter per minute, and PSI-Pound per square inch.

3. Unit conversion: 1 GPM=3.785 Liter, 1Mpa=145psi

3. 压力-流量曲线

3. Pressure-flow curve





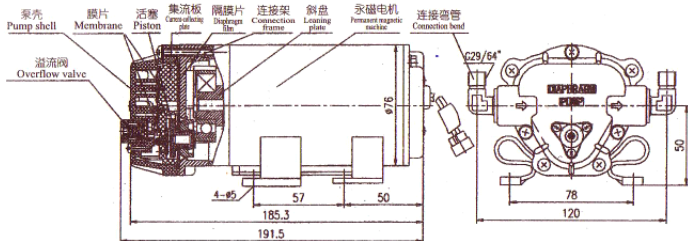
4. 部件名称和安装尺寸

4. Name of parts and installation dimensions

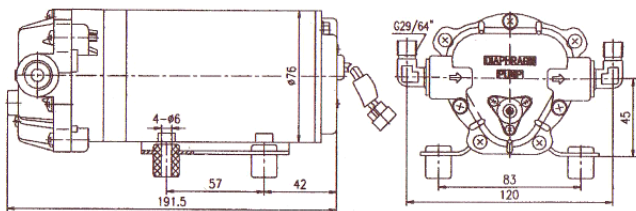
DP系列隔膜泵主要零部件材料

Main spare parts and materials of DP series diaphragm pump

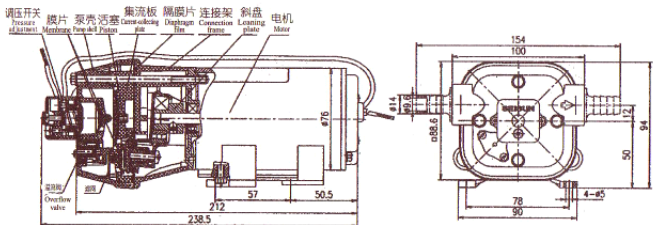
零件名称 Name of spare parts	材料 Material
泵壳 Pump shell	尼龙66(30%玻纤增强) Nylon66(30% fibre glass reinforce)
活塞 Piston	尼龙66(30%玻纤增强) Nylon66(30% fibre glass reinforce)
集流板 Current-collecting plate	尼龙66(30%玻纤增强) Nylon66(30% fibre glass reinforce)
连接弯管 Connection bend	尼龙66(30%玻纤增强) Nylon66(30% fibre glass reinforce)
隔膜片 Diaphragm film	三元乙丙塑胶(美国产) Three-element ethylene propylene plastic(Made in America)
膜片 Membrane	三元乙丙橡胶 Three-element ethylene propylene rubber



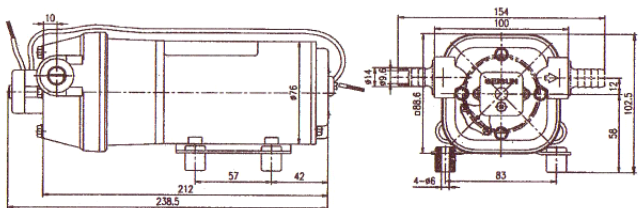
DP-125型(尼龙底座)
DP-125 type(Nylon base)



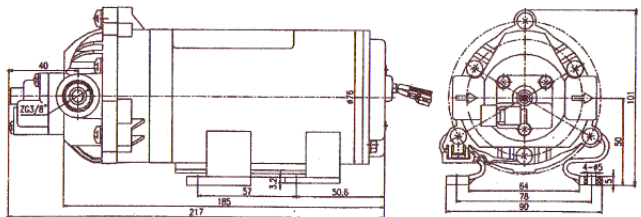
DP-125型(铁底座、橡胶脚柱)
DP-125 type(Ferrous base, rubber support)



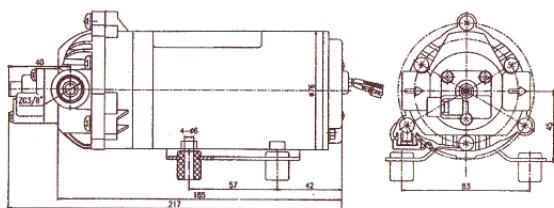
DP-35型(尼龙底座)
DP-35 type(Nylon base)



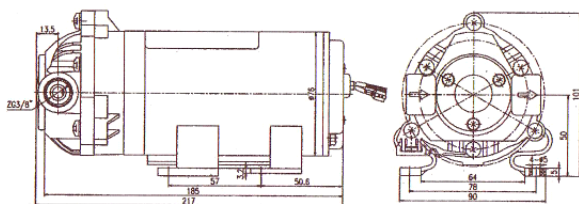
DP-35型(铁底座、橡胶脚柱)
DP-35 type(Ferrous base, rubber support)



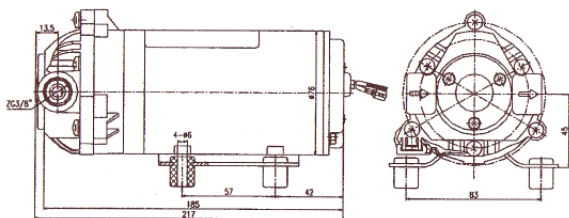
DP-100、DP-60型(尼龙底座)
DP-100、DP-60 type(Nylon base)



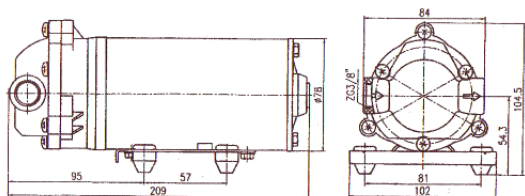
DP-100、DP-60型(铁底座、橡胶脚柱)
DP-100、DP-60 type(Ferrous base, rubber support)



DP-100、DP-60型(尼龙底座)
DP-100、DP-60 type(Nylon base)



DP-100A、DP-60A型(铁底座、橡胶脚柱)
DP-100A、DP-60 A type(Ferrous base, rubber support)



DP-130型(铁底座、橡胶脚柱)
DP-130 A type(Ferrous base, rubber support)

注:如需要DP-130B安装尺寸图,
可向本公司获取。

5. 安装指南

5. Installation guide

1. 安装时, 需拔出隔膜泵进出口的封盖。
1. When installing, pull out the seal cover of inlet and outlet of the diaphragm pump.
2. 装有随泵附带的进出口接头, DP130 DP-125、DP-100
2. Equipped with the inlet and outlet connector attached with the pump. The inlet and outlet of DP-130, DP-125, DP-100, DP-60 type DP-60型隔膜泵进出口采用ZG3 / 8"外牙G29 / 64"弯管接头; DP-35泵进 diaphragm pump adopt ZG3 / 8" outer indented and G29 / 64" bend connector; the inlet and 出口采用3 / 8" 外牙软管接头。
- Outlet of DP-35 type pump adopt 3/8" outer indented tube connector.
3. 泵应按水平安装; 如垂直安装时, 泵头应朝下。
3. The pump should be installed horizontally; when installed vertically, the pump the pump head should be downward.
4. 在泵的进口管道中安装一个过滤器, 这是泵有效使用的保证。
4. Install a filter in the inlet pipe of pump, which is the guarantee for the valid use of pump. (There is the (DP-35型泵头内已装有过滤网, 无需安装过滤器)。
- Filter net installed in the pump head of DP-35 type pump, no need to install filter)
5. 泵的底座分尼龙底座, 铁底座橡胶脚柱, 用户可参考安装图选
5. The base of pump is divided into Nylon base and ferrous base rubber support. Customers can select to use according to the installation 用。

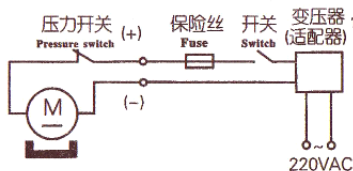
figure

6. 接线图

6. Connection figure

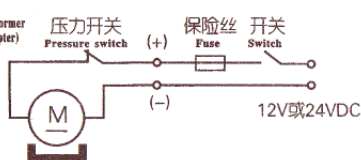
接交流电源接线图

Connection figure of the AC power supply



接直流电源接线图

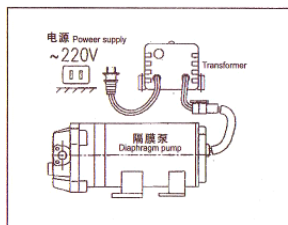
Connection figure of the DC power supply



型号 Type	保险丝和开关额定电流 (A) Fuse and rated current of switch (A)
DP-130	2
DP-125	2
DP-100	2
DP-60	10
DP-35	10

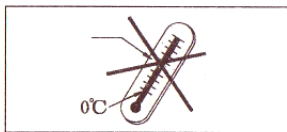
7.使用注意事项

7.Notes for use



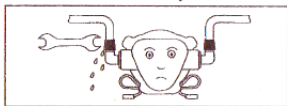
1、DP系列隔膜泵采用12V或24V的永磁直流电动机，用户千万不要直接使用220V电源，若直接插入220V的电源，电机即刻烧坏。本公司备有各类型的变压器，若用户无系统变压设备，可增购适用变压器，以使隔膜泵正常运转。

1. DP series diaphragm pump adopts 12V or 24V permanent DC electric machine. Customers are forbidden to use 220V power supply. If directly plug into 220V power supply, the electric machine will burn at once. The company has all varieties of transformer. If customers haven't systemic transformer equipments, you can purchase the applicable transformer in order to make the diaphragm pump operate normally.



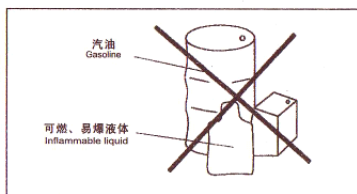
3、泵使用条件：环境温度0℃~40℃，介质温度<60℃。

3.The use condition of pump: The environment temperature is 0℃~40℃, and the medium temperature is <60℃.




5、若发现泵或管道有漏水，请及时修理，以免损坏电机，引发其它事故。

5. If find there is any water leakage in the pump or pipe, please repair in time to prevent from damaging the electric machine and cause other accidents



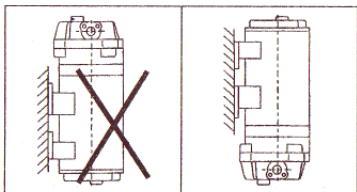
2、泵可输送水、弱酸、碱、盐类等液体，不可输送带颗粒的液体、汽油及其它可燃液体。

2.The pump can transport water, weak acid, alkali and salt etc. Liquid. It can't transport liquid with grain, gasoline and other inflammable liquid



4、泵若放置在露天使用日久，应加盖保护，以免水溅入电机，造成断电、漏电或者电机损坏。

4. When the pump is used outdoors, add the cover for protection in order to prevent the water splattering into the electric machine and cause the electric break, electric leakage or damage to the electric machine.



6、垂直安装时，泵应朝下。

6. When installed vertically, the pump head should be downward.

8.故障及排除方法

8.Malfunction and troubleshooting

故障 Malfunction	原因 Reasons	排除方法 Troubleshooting
电动机运转正常,但出口无水流 The electromotor operates normally, but there is no water flow.	进口或出口管道有堵塞 There are blocks in inlet or outlet pipe.	拆下进出口管道,排除管内堵塞物 Remove the inlet and outlet pipe to eliminate the blocks.
	进口管道内有空气 There is air in the inlet pipe	拧紧进口接头,使密封完好 Screw on the inlet connector to seal it completely.
	泵内有杂物阻塞 Impurities block in the pump.	拆开泵头,清除杂物 Dismantle the pump head and clean the impurities.
	隔膜片破裂 The diaphragm film breaks.	更换隔膜片 Replace the diaphragm film.
接通电源,电动机不运转 Switch on the power supply, but the electromotor Doesn't operate.	接线脱接或虚接 The wire connection drops or the connection is virtual.	将引线重新固定连接 Fix and connect the leading Wire again.
	泵未接通电源 The pump hasn't connected to the power supply.	使泵接通电源 Connect the pump to the Power supply.
	电动机故障 Malfunction of electric machine	修理或更换电机 Repair or replace The electric machin.
	变压器故障 Malfunction of transformer	修理或更换变压器 Repair or replace the transformer .
流量和扬程均偏小 The flow and head are slightly low.	泵进口处积有空气 There is air in the inlet place of Pump.	拧紧进口接头,使密封完好 Screw on the inlet connector And seal It completely.
	有杂物堵在泵内或管道里 Impurities blocked in the pump or pipe.	排除泵内或管道杂物 Eliminate the impurities in the Pump or pipe .
	隔膜片破裂 The diaphragm film breaks.	更换隔膜片 Replace the diaphragm film.
	电动机故障 Malfunction of electromotor	修理或更换电机 Repair or replace the electromotor.
	过滤网堵塞 Blocks of filter net.	清除过滤网内杂物 Eliminate the impurities in the filter net.

警告:在修理泵之前,须关闭电源。

Warning: Before repairing the pump, turn off the power supply.